




# Bilateral cooperation project German-Turkish Cooperation – Organic Agriculture

**ATILA ERTEM**  
Chairman of Board Director  
Association of Organic Agriculture  
Organisation (ETO)

# About ETO



- › ETO is an umbrella organization established to promote sustainable development of organic agriculture in Turkey
- › Founded in 1992 in Izmir/Turkey
- › ETO has 4 branch office from different region of Turkey
- › Members from all Turkey and from different interest groups e.g. traders, technical staff, farmers, researchers, inspectors, consumers ...
- › Capacity building and consulting authorities
- › Founder of IFOAM Mediterranean Regional Group
- › National and international projects,
- › Organic open bazaar,
- › Ecology fair,
- › National symposiums of Organic agriculture,



# ORGANIC AGRICULTURE IN TURKEY

## Facts and figures





# ORGANIC FARMING IN TURKEY

- › In Turkey, organic agriculture started with the demand coming from enlarging European organic market in 1980s
- › Turkey is one of the most suitable countries for organic farming due to the presence of a wide variety of agro-food products ranging from cold temperate to subtropical well adapted to different agro-ecosystems, rich biodiversity and traditions in agriculture.
- › Area certified as organic is ca 2% of the total agricultural land

# ORGANIC FARMING IN TURKEY

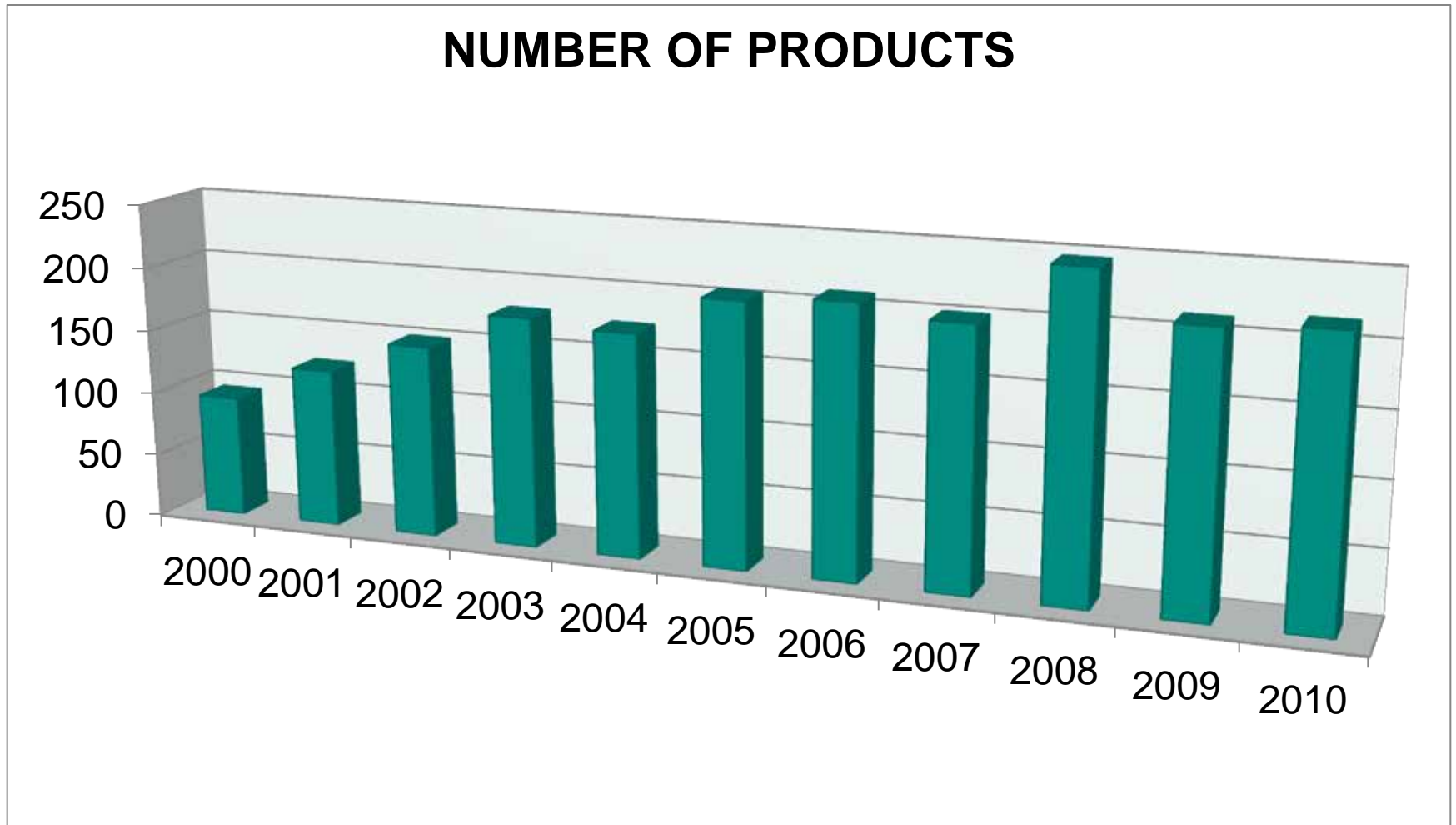
- Still the major market is the export market European countries like Germany, UK, Netherlands, France and USA
- Among exported goods, the processed products e.g. fruit juice, deep-frozen fruit and vegetables, tea, medicinal and aromatic plants
- Turkey ranks in the first place in hazelnuts, dried figs and dried apricots production in the world, fourth in fresh vegetables, grape and tobacco production and seventh in wheat and cotton production
- In Turkey 20 CB is actively working



# ORGANIC AGRICULTURE SUPPORT POLICIES IN TURKEY

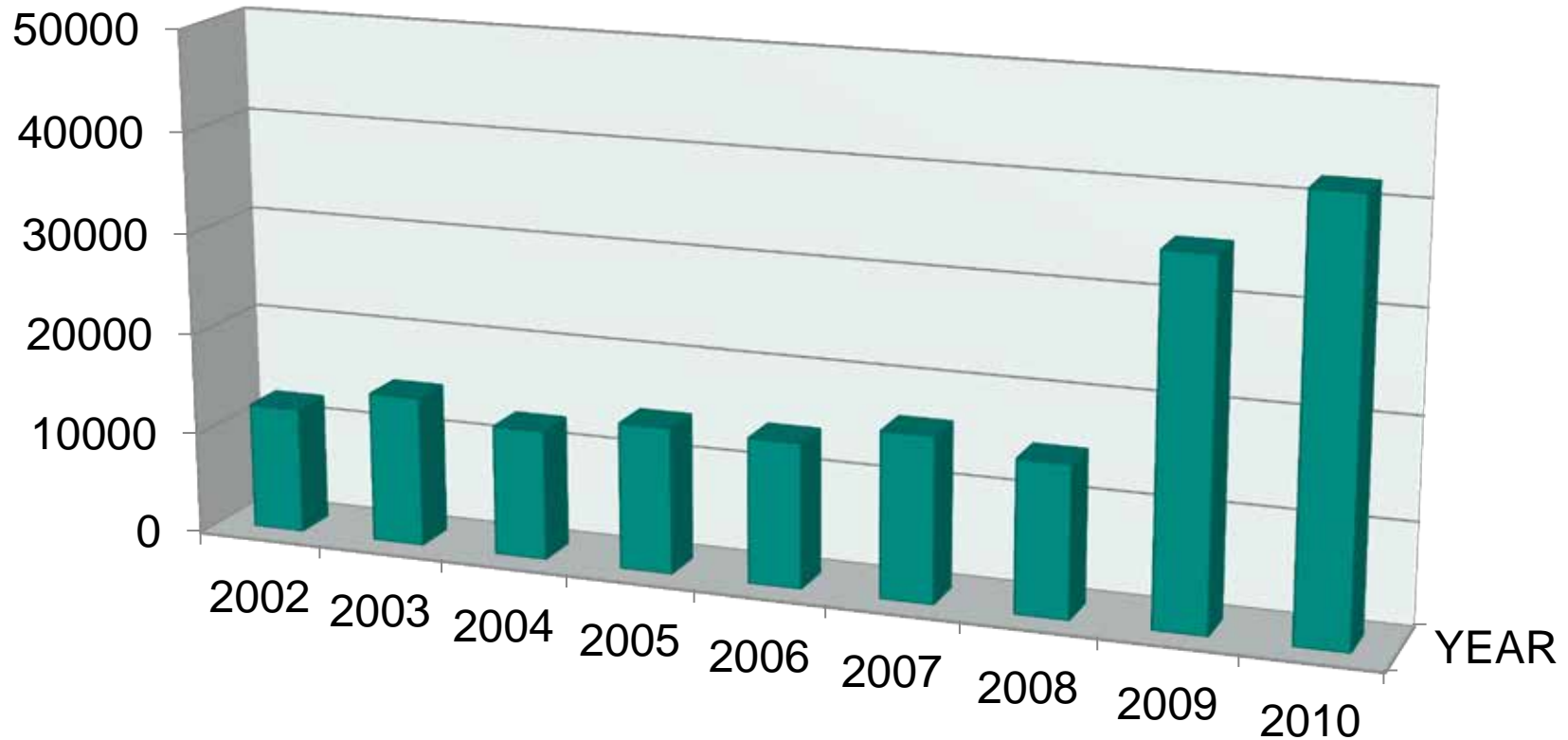
- Area payment
- Subsidized credit
- Environmental Reservation Area
- Biological and Biotechnological Control in Greenhouses
- Agriculturel Advisory Service Support
- Partly Export Support

# ORGANIC AGRICULTURE IN TURKEY- PRODUCTS



# ORGANIC AGRICULTURE IN TURKEY- FARMERS

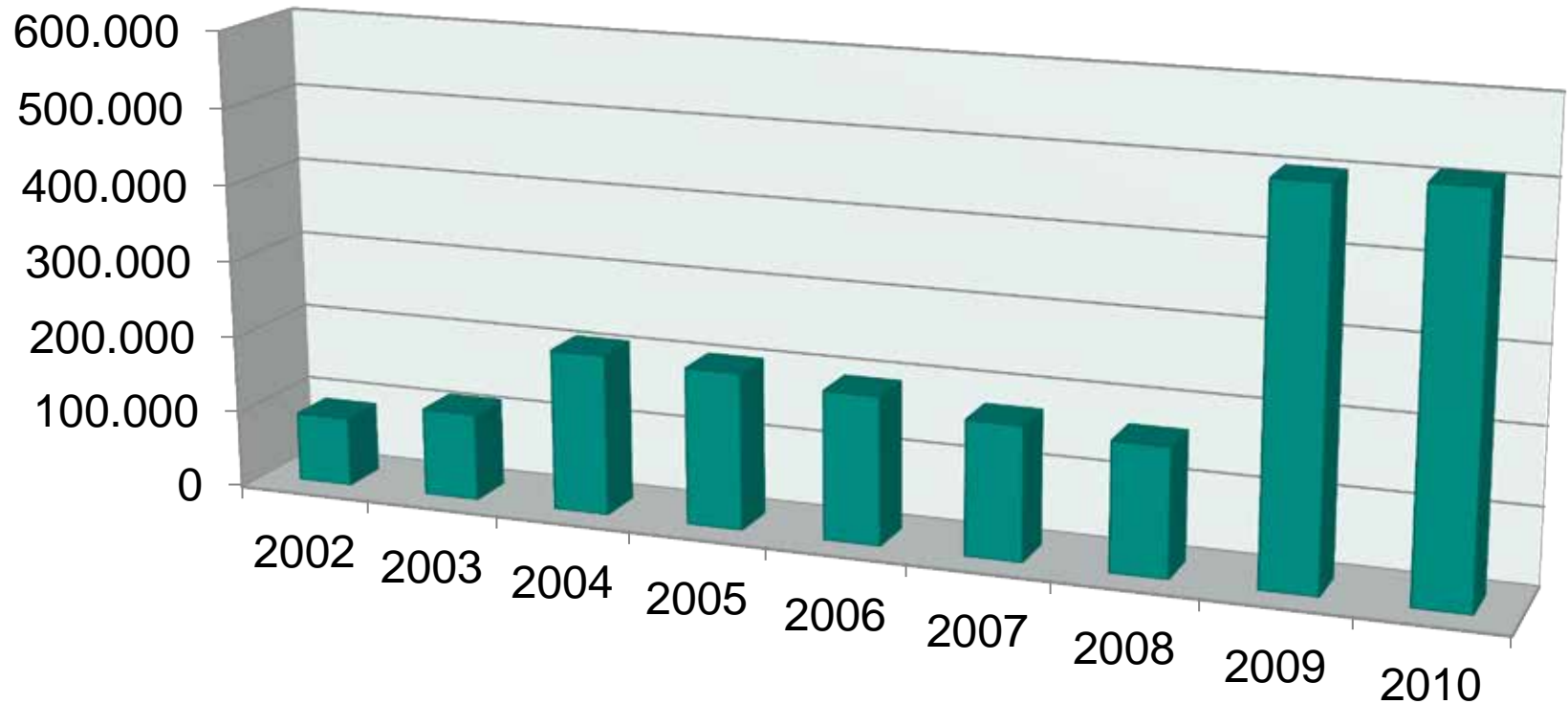
## NUMBER OF FARMERS



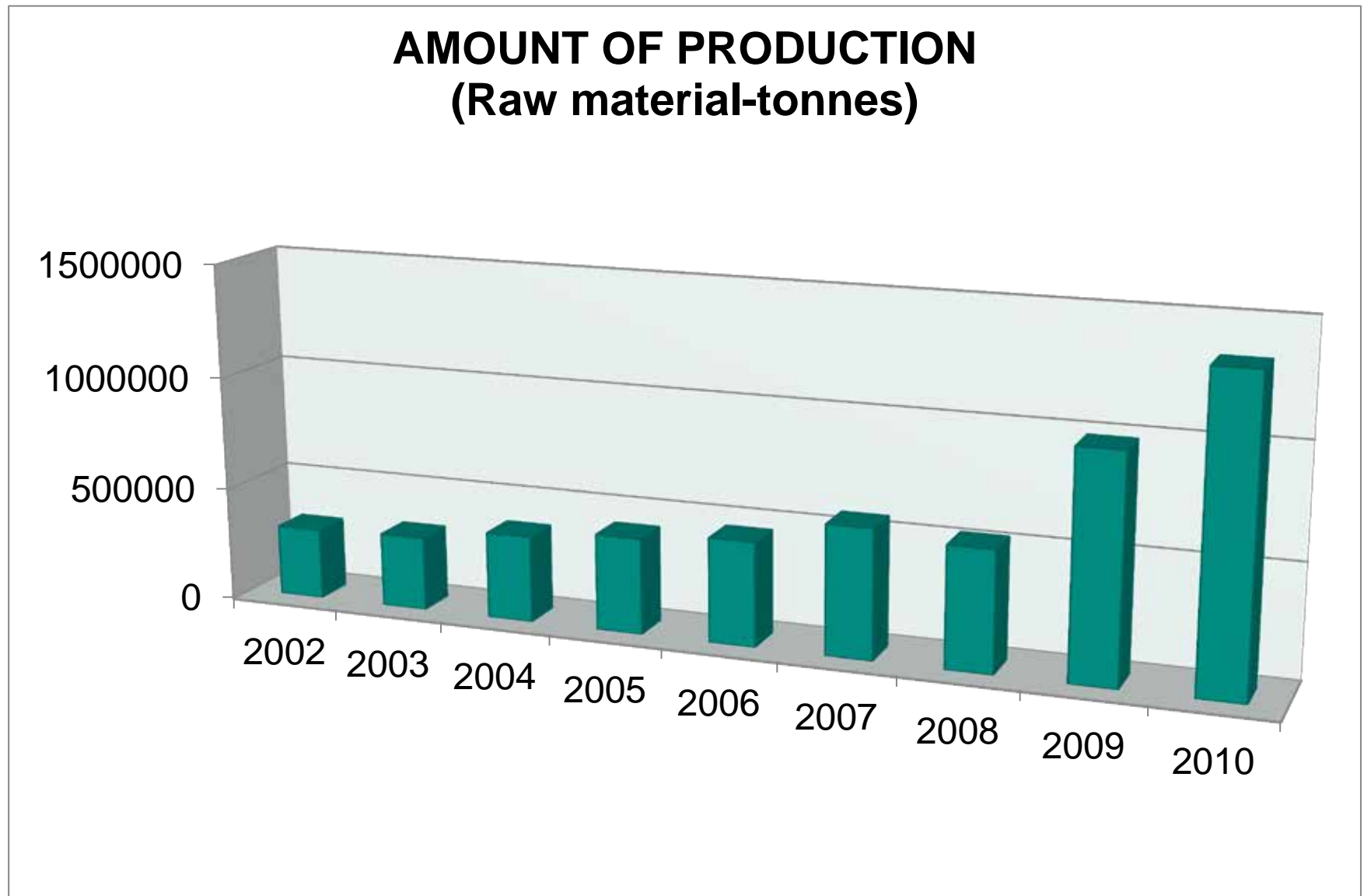


# ORGANIC AGRICULTURE IN TURKEY- AREA

## SIZE OF AREA (ha)



# ORGANIC AGRICULTURE IN TURKEY- PRODUCTION



# ORGANIC FARMING LEGISLATION

- First regulation on organic plant production issued in 1994
- Law on Organic Agriculture enforced in December 2004
- Bylaw on organic plant and animal production that is similar to the EU in its essence is issued in 2005 and later amended
- The final revision of the Turkish regulation on Organic that is in line with the newly adopted EU Regulation is issued on August 18, 2010 and came into force on November 18, 2010.
- Turkey applied to be on the third country list of the EU

# Logos in colour for Turkish organic products



# ORGANIC AGRICULTURE IN TURKEY

## NOW

### Weakness:

- ü Agricultural advisory services are insufficient
- ü Size of agricultural land
- ü Financing capacity
- ü Data and Inventory
- ü Lack of support for trade
- ü High input costs
- ü High price of products for local consumption

### Strength:

- ü Growing local and international demand for organic products
- ü Rich biodiversity
- ü Geographical location
- ü Natural source
- ü Product diversity and potential
- ü Know how

### Opportunity:

- ü Near to international markets,
- ü Agro-ecotourism
- ü Ecological district markets
- ü Furniture
- ü Personal care products
- ü Ecological toys
- ü Cleaning products

## FUTURE

### Recommendations:

- ü Use of locally sourced inputs
- ü Finding new markets
- ü Support consumer and traders
- ü Execution of publicity campaigns
- ü Consumer awareness
- ü Encouraging the production of organic agricultural products
- ü Establishment of a database
- ü Developing incentives to increase



# TURKEY EXPORT & STRATEGY

Export/Year	2010	2023
Total	134.0 billion \$	500 billion \$
Agricultural Production	17.9 billion \$	60 billion \$
Organic Agr. Production	0.3 billion \$ %1.7	2.5 billion \$ %4.2



**THANK YOU...**